

INSTRUCTIONS FOR URINE STI HOME TEST KIT

PLEASE READ ALL INSTRUCTIONS BEFORE COLLECTING YOUR SAMPLE


YOUR MULTIPLE PURPOSE KIT CONTAINS



x1 Sample Container



x1 Return Bag
x1 Return Label*



x1 Absorbing Pad

THIS KIT IS USED FOR THE FOLLOWING INFECTIONS

- Mycoplasma
- Ureaplasma
- Chlamydia
- HPV
- Herpes
- Gonorrhoea
- Trichomoniasis

* If you chose no return label option, please contact support if you changed your mind.

STEP 1 BEFORE TAKING YOUR SAMPLE




LOGIN INTO YOUR ACCOUNT, CLICK ON **SAMPLE ACTIVATION AND RESULT** AND ON THE RIGHT SIDE YOU WILL SEE YOUR TEST. CLICK ON **CUSTOMER STAGE CD BOX** AND ENTER YOUR **RETURN TRACKING NUMBER** AND BELOW THE **BARCODE FROM YOUR TUBE**. PLEASE DO NOT MISS THIS STEP AS IF YOU DON'T ACTIVATE YOUR SAMPLE, WE WON'T BE ABLE TO RECOGNISE THE SAMPLE WHEN ARRIVING IN THE LABORATORY AS BEING YOURS WHICH WILL RESULT TO DISCARD YOUR SAMPLE. PLEASE NOTE THAT YOU NEED TO ENTER THE TRACKING NUMBER WITHOUT ANY SPACES AND WITHOUT THE #. **PLEASE USE ONLY THE TRACKING NUMBER FROM THE RETURN BAG.**

STEP 3



Place the sample container into the return bag.



Place the absorbing pad into the return bag. Post the sample the same day it was taken.

STEP 2 TAKING YOUR SAMPLE



Wash your hands and open the sterile collection sample. Urinate a small amount into the toilet. Place the sample container under stream and continue to urinate and collect specimen. About half the sample container is enough. Do not urinate for up to 2 hours before collecting first catch sample. 20ml of urine is required. Do not exceed this limit.



Screw the lid on the sample container tightly. Do not touch the inside of the sample container lid.

STEP 4



Make a note of the return tracking number found under the barcode on the postal tracking label as shown and the serial number from the sample tube found under the barcode. Fix the label to the return bag. Keep this in a safe place for future reference.

SAMPLE TUBE NUMBER

RETURN TRACKING NUMBER

STEP 5

Once you've completed it, please drop it off at your nearest Royal Mail street box or outside any post office. Do not bring it inside the post office, as union regulations and data systems prevent post office staff from handling sample transport. Post urine sample the same they it was taken.



BEFORE YOU SEND YOUR SAMPLE DOUBLE CHECK THAT YOU HAVE:

Checklist

- Activated your sample.
- Collection tube securely closed.
- Kept a record of the tracking and tube

WARNING AND PRECAUTIONS

Intended Use

A single use sample container for home use used for the collection and transportation to an accredited testing laboratory via the postal service for the purpose of analysis for a variety of tests which require urine. This kit is not for screening, monitoring or diagnosis itself but simply a collection device.

Contraindications

Not to be used by persons under the age of 18 years old

For storage

Do not expose to direct sunlight. Store in cool, dry conditions

Safety Precautions

Only use the equipment provided to take your sample
Kit to be used for intended use only
Keep out of reach of children
















MWE Corsham UK SN13 9RT



Advena Ltd, Swatar 4013 MALTA

KEY TO SYMBOLS

	Consult instruction for use		Lot #
	Use By		Keep out of sunlight
	For in-vitro diagnostic use. Sample self-collection		Store at less than 25°C
	Manufacturer		Sterile R
	Authorized Representative		Biohazard
	Do not re-use		EU Conformity Assessed
	Catalog #		

TIPS FOR SUPPORT

1. Try logging in at <https://medicinesbymailbox.co.uk/my-account/> or <https://medicinesonline.org.uk/my-account/>
2. It's illegal to drop samples at post offices. Please drop them at the red post boxes.
3. While you selected next day delivery with Royal Mail, Royal Mail is the only UK authorised transport company for sample returns. And we are compelled by the government to use them for that. Recent structure delays can occur within Royal Mail's network especially orders placed weekends or Fridays. You're entitled to claim directly using your tracking number. You can contact Royal Mail directly to file a complaint at +44 345 774 0740.
4. STD samples are fine for 7-14 days depending on a number of factors. Most actually will be okay for up to 30 days. Blood sample tubes have an additive which keeps blood up to 7-14 days in most cases it's fine.
5. We are required to reject improper samples.
6. These instructions are for use with the following websites:
 - www.medicinesonline.org.uk
 - www.medicinesbymailbox.co.uk
 - www.pooooos.com

CUSTOMER SERVICE
WHATSAPP: 44 (0) 7737 331 342